

# **KENTON THEATRE**

# **TECHNICAL**

# **SPECIFICATION**

*updated December 2010*

Technical Department  
Kenton Theatre,  
New Road,  
Henley on Thames RG9 2BP

Oliver Welsh - Technical Manager  
e-mail: [oliver@oliverwelsh.co.uk](mailto:oliver@oliverwelsh.co.uk)  
Cliff Colborne - Stage Manager  
e-mail: [cliff.colborne@tesco.net](mailto:cliff.colborne@tesco.net)

## **CONTENTS**

- 1: Stage Dimensions**
- 2: Loading Access**
- 3: Stage Suspension**
  - 3:1 FOH 1 Lighting Bar**
- 4: Accommodation**
  - 4:1 Dressing Rooms 1 & 2**
  - 4:2 First Floor Dressing Rooms 3 & 4**
  - 4:3 Orchestra Pit**
- 5: Stage Lighting Circuit & Plan**
- 6: Stage Plan**
- 7: Hanging Plot and Grid Plan**
- 8: Sound**
  - 8:1 Moveable FOH Equipment**
  - 8:2 Stage Amp Rack**
  - 8:3 Proscenium Arch**
  - 8:4 Stage**
  - 8:5 Loose Equipment**
- 9: Power Information**
- 10: Miscellaneous Equipment**
- 11: General Information Notes**

## 1: STAGE DIMENSIONS

**NOTE: Gaffa tape, nails, tacks, staples or screws are NOT to be used on/in the stage floor.**  
 If painting of stage floor is required this must be done on sheet hardboard of your supply which is taped together then removed at the end of your hire.

### Proscenium Stage, Raked; Pros Opening

Pros Height to Tabs	<b>4.46m</b> (14'6")
Depth of Stage	<b>5.85m</b> (19'0)
Extension over orchestra pit ( <i>removable 5 individual sections</i> )	<b>1.23m</b> (4'0)
Wings Width SR ( <i>access to stage door</i> )	<b>1.85m</b> (6'0)
Wings Width SL	<b>2.46m</b> (8'0)
Stage width Wall to Wall ( <i>stage left to stage right</i> )	<b>9.23m</b> (30'0)

The Stage has a minor rake towards the orchestra pit

## 2: LOADING ACCESS

Get in doors Via Stage Right double doors Width: **1.23m** (4'0) Height: **2.46m** (8'0)  
 On street single stage door Width: **1.0m** (3'3) Height: **2.77m** (9'0)  
 Level access from street to 4 steps up to stage level

The Get In Door is situated on a Pedestrian pavement which has a Residents On Street Parking Zone as well as General Public ticket meter parking. Unloading is on Double Yellow lines immediately before the Residents Zone approx 15m from Stage Door entrance. Vehicles can unload and then must be removed to the long stay car park situated near the Railway Station, on street parking may be possible but only with cars or small vans, trucks are not permitted to park on street..

## 3: STAGE SUSPENSION

Height of Grid: **10.6m** (34'6") Max. Scenery / Cloth Height: **4.9m** (16'0")  
 16 hemp lines. Max **75kg** per bar (**No counter weights**) Width **7.69m** (25'0)  
 4 x lighting bars with a max loading of **150kg** (0.70 Ton) per bar.

### 3:1 FOH 1 Lighting Bar

Due to safety reasons, this bar is only available by arrangement with the Technical Manager in advance, not on day of get in. Max load of bar **150kg** (0.70 Ton)

## 4: ACCOMMODATION

### 4:1 Ground Floor Dressing Rooms

Dressing Room 1 (max capacity 8) *with single basin*  
 Dressing Room 2 (max capacity 4) *with single basin*

### 4:2 First Floor Dressing Rooms

Dressing Room 3 (max capacity 30) *with single basin*  
 Dressing Room 4 (max capacity 8) *with single basin*

All dressing rooms have central heating, show relay and backstage call system

### 4:3 Orchestra Pit

10 x Lit Rat music stands, 1 x Double Lit Rat conductors stand  
 10 x Brown cushioned armless chairs, (max pit capacity 10 players depending on instrument size)

## 5: STAGE LIGHTING

Lighting Desk: ETC Element 40, 250 Channel with touch screen plus Ipod remote.  
(A charge of £500 is made if the Ipod is lost or damaged)

Dimmers: Strand JTM/STM 120 circuits 2.5k (10 amps) per channel

5 x DMX points: Dimmer room, DSR, FOH 1 and FOH 2 bars, Control room

### Lanterns used in Standard Rig:

#### *FRESNELS*

8 x Patt 123 with barn doors T25 lamps  
8 x Prelude F with barn doors T25 lamps  
10 x Cantata F with barn doors T11 lamps  
2 x Patt 743 with barn doors T11 Lamps

#### *PROFILES*

8 x Patt 23 Mk2 T25 lamps  
2 x Harmony 22 T11 lamps  
14 x Harmony 15/28 T11 lamps  
4 x Patt 23N Mk1 Narrow (no shutters) c/w irises T25 lamps

#### *PARS*

10 x Par 64 CP62 Thomas Parcan

#### *CYC BATTENS*

5 x Coda 4 4 cell Asymmetric Cyclights

### Additional Lighting stock:

#### *FRESNELS*

6 x Patt 123 with barndoors T25 lamps  
2 x Patt 123 without barndoors T25 lamps

#### *PROFILES*

18 x Patt 23 Mk1 (no shutters) T25 lamps  
2 x Patt 23 Mk2 (with shutters) T25 lamps  
1 x Patt 23 Mk1 Narrow (no shutters) T25 lamp

#### *OTHER*

6 x Par 64 CP62 Strand Parcan (slightly smaller gel size than standard Par 64)  
8 x Par 64 Showtec floorcans CP62 lamps

A selection of 15A TRS available in 2M, 5M and 10M lengths.

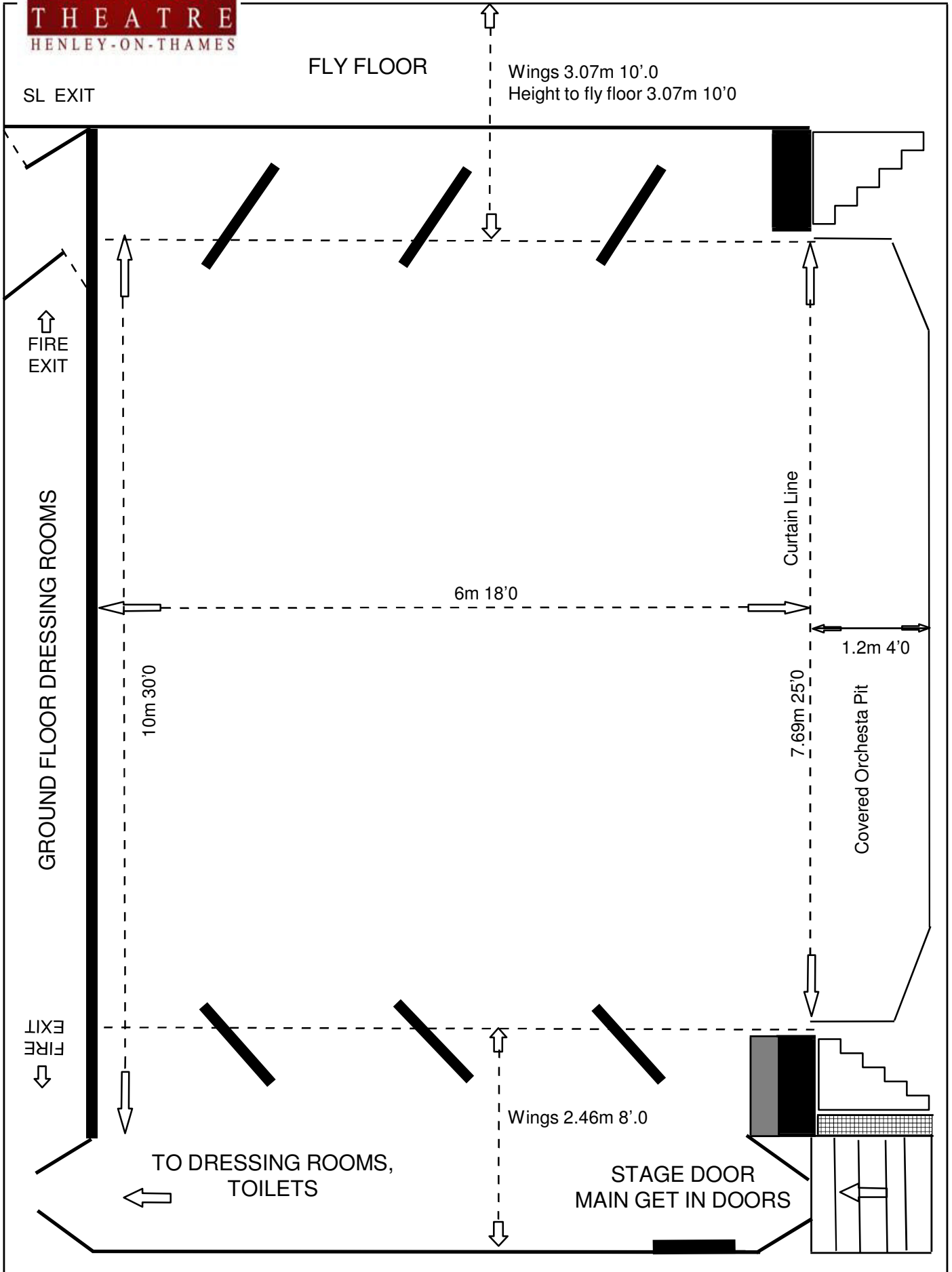
A selection of masks, both square and circular are available for the Patt 23 Mk1's.

A small amount of B size gobo holders are stocked for Patt 23's

**If any lanterns in the standard rig are repositioned they must be returned to the original location as per the lighting plan.**

Please ensure that all cables are recoiled and taped with PVC tape after use.

# 6: STAGE PLAN



## 7: HANGING PLOT & GRID PLAN

Default hanging plot

Cyclorama					
From Cyc	Bar No.	Cloth No.	Cloth Description	Bar No.	From Proc
0	<b>Fix Cyc</b>			<b>Fix Cyc</b>	18'
0'.6"	16			16	17'.6"
1'.0"	15		Full Black Travellers	15	17'.0"
1'.6"	14			14	16'.6"
2'.0"	13			13	16'.0"
2'.6"	12			12	15'.5"
3'.0"	11		Black Legs 6.0 x 16.0	11	15'.0"
3'.6"	10			10	
	<b>LX4</b>			<b>LX4</b>	
5'.5"	9		Pleated Black Border 4'0 x 30'0	9	12'.6"
6'.0"	8		Red Velour Travellers 17'0 X 30'0	8	12'.0"
6'.5"	7			7	11'.6"
7'.0"	6		Black Border 4'0 x 30'0	6	11'.0"
	<b>LX3</b>			<b>LX3</b>	
			<b>Cinema Screen</b>		
10'.0"	5			5	8'.0"
11'.0"	4			4	
	<b>LX2</b>			<b>LX2</b>	
12'.5"	3		Black Legs 6'0 X 30'0	3	5'.5"
13'.0"	2		Black Border 4'0 x 30'0	2	5'.0"
			<b>Cinema Festoon Curtain</b>		
	<b>LX1</b>			<b>LX1</b>	
16'.6"	1		Gauze Bar	1	1'.6"
17'.0"			Main Red Border		0'.6"
18'.0"			Main Red Tabs		0
			Safety Curtain		

**Proscenium Arch**

Note: You are free to move the leg and traveller bars as complete units around to suit your production requirements, **BUT** they must be returned to their original position at the end of your booking to avoid any additional charges to your company. Swivel leg brackets are not to be removed from the bars.

## 8: SOUND

An Induction Loop System is installed for the convenience of patrons

### 8:1 Moveable FOH equipment:

- 1 Soundcraft Mixer Spirit Live 8/3/1
- 1 Alesis Midiverb 4 Processor
- 1 Yamaha KX393 Stereo Cassette Deck
- 1 Denon DCD 615 Stereo CD Player
- 1 Sony MDS JE330 Minidisk Player
- 1 DBX stereo 32 Band Graphic Equalizer

### 8:2 Stage Amp Rack:

- 1 Ampertronic ILD9 Induction Loop Amplifier
- 1 Behringer Ultracurve 32 Band Digital Graphic Equaliser
- 1 Crown Power-Tech 3 Amplifier 540 watts per channel stereo into 8 ohms
- 1 Nexo PS15 Controller
- 1 Rane MA 6S Multi Channel Amplifier 150 watts per side into 8 ohms
- 1 100w bass amp
- 6 way Speaker patch panel for Cyc, Balcony, and rear Stalls speakers
- 12 ways Sends>Returns box

### 8:3 Proscenium Arch: 2 Nexo PS15 - 550 watt speakers into 8 ohms

**Proscenium Bass Bins:** 2 15" speakers housed under the auditorium steps

**Cyclorama:** 2 pairs Electro-Voice S-40 speakers stage left/stage right 120 watts per pair into 8 ohms

**Balcony/Stalls:** 1 each Electro-Voice S-40 speaker stage left/stage right 120 watts per pair into 8 ohms

### 8:4 Stage: Stagebox: 24 Mic inputs 1-12 stage left; 13 - 24 stage right 12 Sends>Returns.

**Balcony:** Soundcraft LX7 MkII 24 channel desk, 4 groups, 6 aux.  
Stage box with 24 Mic inputs 1 to 12 stage left, 13 to 24 stage right.  
12 Sends>Returns from Balcony to Amp rack.

### 8:5 Loose Equipment: 6 Vocal microphones (SM 58 type) 3 stands with boom extensions. 3 straight weighted base stands. 4 IMG Stageline passive D.I.boxes

Various XLR cable lengths

## 9: POWER SUPPLIES

- 2 x Double 13 amp sockets stage left/stage right
- 2 x Double 13 amp sockets SM's desk stage right
- 2 Double 13 amp sockets + 8 way mains filter Balcony Sound Desk
- 1 Double 13 amp socket on balcony front

**The following supplies are located in the dimmer room:**

- 1 x 16 amp CEE form socket (3 phase) protected by 16amp MCCB
- 1 x 32 amp CEE form socket (3 phase) protected by 32amp MCCB

**Connection to these supplies will only be permitted once evidence of current Electrical Safety is proven. Connection to these supplies will be made by Kenton Technical Staff only.**

---

## 10: MISCELLANEOUS EQUIPMENT

- Curtains:**
- 1 x Main House Tabs Red
  - 1 x Black Travellers
  - 1 x Red Travellers
  - 3 x Black Legs
  - 2 x Borders
- 

## 11: NOTES

The stage is 18'0 deep x 43' 6" wide with a proscenium opening of 14'6" height x 25'0 width. Wing space stage left 10'6"; stage right 8'0.

The Orchestra Pit is normally covered giving you an apron stage extension in front of the main house tabs of 4'0 x 25'0.

An additional Apron Extension of 2'6" is available **by arrangement only in advance** which will require **the removal of row 'A'**. **Please remember to withdraw tickets for this row of 13 seats from sale. It is not possible to rig the extension stage for just one performance. Please check with the Technical Manager well in advance of your production.**

**For safety reasons the apron extension and the removal of seats must be done under strict supervision by Kenton Technical staff.**

The Proscenium height can be adjusted by use of the winched header.

The Flytower contains a Cinema Screen and also a Festoon Curtain which are available **under strict supervision by Kenton Technical staff** to avoid damage to these items.

## 11: NOTES Continued (2)

Please ensure that if using hemp lines that you secure the lines correctly i.e. that you finish and loop the rope in a figure of eight to lock the ropes in position.

**If in doubt please ask our technician.**

The FOH Tabs are Red Velour and the winding winch is located stage right of the pros arch. The Stage floor is black, should you wish to change this colour then you should arrange to cover the floor with 8'0 x 4'0 sheets of hardboard, taped at all joins and painted to your choice.

**Please do not paint, screw or nail anything to the Stage floor. Please do not use gaffa tape on the Stage floor as this causes unnecessary damage to the floor surface, if you must mark the floor for scenery positions, please use PVC electrical tape only. Any damage to the stage floor will be charged for at the end of your hire.**

The Cyclorama wall is painted Dove Grey this is to aid the lighting for exterior daylight scenes and lights better than brilliant white, please try to avoid marking it in anyway during your fit-up. **We suggest you do not lean any of the ladders or scenery against the CYC as this will cause marks which will be charged for at the end of your hire.**

The Theatre has a Safety Curtain which must be lowered in the presence of the audience during the course of each performance to comply with Licensing Regulations. The controls for lowering by hydraulics are located immediately above the prompt desk, stage right and the raising is by electric motor, the control switch is located on the old lighting deck platform stage right on a red and green control panel. **Our technician will show you how this works on check – in. The drencher is to be used in emergency only and if used will be charged for substantially at the end of your hire should it be used for any other reason.**

The Stage Manager's prompt desk is located stage right and houses the Tecpro communications unit for dressing room show relay and comms link to the Lighting & Sound control room, additional comms sockets are located on each stage corner, 1 in orchestra pit, 1 in Balcony sound position, and 2 follow spot positions. The desk also includes the bar bell and Q - lights for the Fly Tower and Musical Director.

The legs are mounted on adjustable swivels to angle the legs stage left and right for masking purposes. Please use the adjusting ropes to manoeuvre into the correct position. **DO NOT** pull down on the curtain itself or it will tear.

Should it be necessary for you to remove drapes already hung in the fly tower, would you please ensure that they are folded inside outside and placed on the old lighting perch located stage right. They must be replaced in the tower at the end of your hire period unless otherwise arranged with the Technical Manager.

2 x Traveller tracks are included in the 16 flying hemp lines.

The Theatre provides 12 stage braces varying in length from 1.5m to 3m when extended together with 18 stage weights.

Available on request are 6 x 4 section - 26'0 overall length steel conduits for weighting the bottoms of backcloths.

## **11: NOTES Continued (3)**

The stage is normally left bare, with apron in place but without the extra extension, and hirers are responsible for returning the venue to the state it was in prior to commencement of the hire.

However, to avoid unnecessary work and wear and tear, providing you have completed your booking form and indicated your requirements this will enable us to liaise with yourselves and successive hirers who may have similar requirements.

The paintshop at the rear of the Theatre is for use by the Company whilst in residence, stored within the Theatre premises are various staging materials which belong to other companies, should these be required for use by the hiring company or any of the props located in the props store this should be arranged through Mr C. Colborne, Theatre Stage Manager on 01491 671291

**Staffing:** You will need at least a Stage Manager and a Lighting Rigger/Operator, plus such extras as your show may demand. We do not supply Technical crew for your production except by prior arrangement, our current hourly rate per member of staff is £10.

**The Kenton Theatre reserves the right at any time to supervise or inspect the use of all equipment as well as the installation of any hired equipment or materials to ensure safety standards are met and compliance with Fire and Safety Regulations.**










**First Aid:** A First Aid box is located under the backstage staircase and also in the Box Office.

### **Fire Precautions:**

Please read the Fire notices and be aware of where the Fire Extinguishers are located together with Fire Exits from Backstage. The Hiring Company stage manager has total responsibility for his company's safety backstage whilst in residence. We will only allow Sky-high or Le Maitre Pyrotechnic systems within the building.

- 1: All equipment on this specification is subject to availability. Please check with the Technical Department if you require any specific items listed on this document. We reserve the right to substitute any equipment without prior notice.**
- 2: We do not provide any PPE for hirers. Production / Hiring company staff is the responsibility of the Production / Hiring company and must be provided with all relevant PPE and safe working processes. i.e Hard hats, safety shoes, risk assessments / method statements where applicable.**

**KEY**

-  Harmony 15/28
-  Source 4 36 Jnr
-  Patt 23
-  Patt 23N
-  Par 64 CP62
-  Canasta F
-  Patt 743
-  Preflude F
-  Patt 123

**Kenton Theatre  
Default LX  
Plan**

